

**The new TH387 5-poles connector**  
The most compact plug&socket  
with screw terminal blocks (IP68)

**LED luminaires demand for smaller solutions**  
**Safe time:** use pluggable connectors  
in tight space

MADE IN ITALY   
[www.techno.it](http://www.techno.it) 

 **techno**<sup>®</sup>  
TECHNOLOGY & INNOVATION


# Extreme Quality

Designed to satisfy all customer needs (IP68)



## Maximum reliability

Twin-injected gasket with perfect mechanical and chemical adhesion ensures error-proof installations and high resistance against water and dusts.



## Rapid wiring

Fast connections with the insulation piercing clip terminal blocks. No cable preparation required for timesaving installation (only available in 2-3-4 poles connectors).



## Intuitive connection

Innovative design, few components and intuitive wiring system ensure quick installations.



## Quality installations

Robust connectors and quality materials (PA6/PA66 GF UL94 V0/V2) with excellent resistance to aging in harsh conditions (hot-cold, oils, vapors, etc.).



## High safety standards

Usage of halogen-free products aimed at protecting the environment and by applications with enhanced fire safety needs and fire damage prevention needs.



## Versatile solutions

Panel-mounted connectors ensure rapid connection and disconnection to substitute the cable gland.

## Dimensions that make a difference

The new connector TH387 up to 5-poles with screw contacts is capable to meet the growing demand for connection in tight spaces. Helpful in lighting installations, agriculture, motors and pumps, transportation, CCTV, industrial automation.

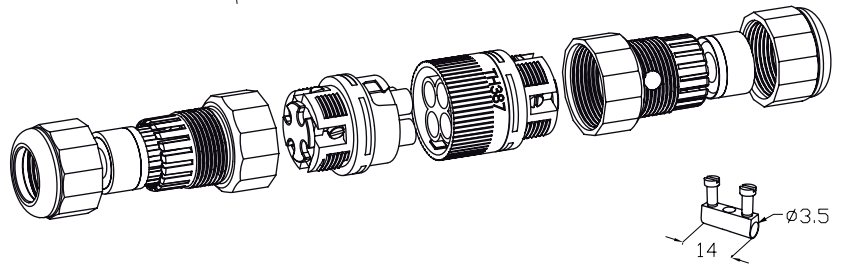
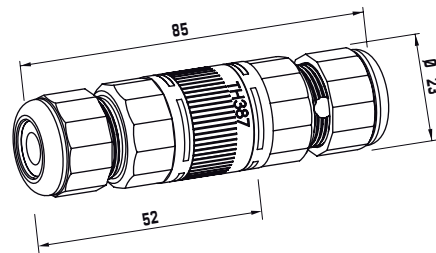


MADE IN ITALY  
[www.techno.it](http://www.techno.it)



**t** techno<sup>®</sup>  
TECHNOLOGY & INNOVATION

new



CE RoHS IP68

 Dimensioni in millimetri. *Dimensions shown in millimetres.*

## Dati generali *General data*

### Dati tecnici *Technical data*

N. poli	2	3	4	5	N. poles
Terminali	vite/perforazione/crimp <i>screw/piercing/crimp</i>			vite <i>screw</i>	Terminals
Sezione cavo	0.5 - 2.5 mm <sup>2</sup> (bussola a vite <i>screw terminals</i> ) 0.5 - 1.5 mm <sup>2</sup> (bussola a perforazione <i>piercing clip terminals</i> )			0.5 - 1.5 mm <sup>2</sup> (bussola a vite <i>screw terminals</i> )	Cable section
Diametro cavi min-max	7.0 mm - 12.0 mm				Cable diameter min-max <sup>(1)</sup>
Grado di protezione (IP)	IP68 3bar (30 m - 3 h)				Degree of protection (IP)
Corrente e tensione nominale	17.5A 450V (10A 450V crimp)				Rated current and voltage
Temperatura di funzionamento	-40°C to +125°C				Operating temperature
Categoria di sovratensione	II				Impulse withstand category
Tensione di tenuta ad impulso	4kV				Impulse withstand voltage
Grado di inquinamento	2				Pollution degree
Indice di tracking	PTI 175				Tracking index

 Note *Notes* Utilizzabile per applicazioni in classe 2 (versione 2 poli). *Can be used with class 2 devices (2 poles version).*

### Materie prime *Raw materials*

Corpo plastico morsettiera	PA66 GF UL94 V0 GWT 960°C nero <i>black</i> - grigio <i>grey</i> RAL7035	Terminal block housing
Pressacavi	PA66 UL94 V2	Cable glands
Guarnizioni co-stampate e gommini	TPE verde <i>green</i>	Co-moulded seals and grommets
Bussole	ottone nichelato <i>brass nickel plated</i>	Contact screw terminals
Viti standard	M3 acciaio zincato passivato <i>steel zinc plated</i>	Standard screws
Viti perforazione	M3 acciaio zincato ottonato <i>steel zinc brass plated</i>	Piercing screws

### Norme *Standards*

EN61984:2009

 Note *Notes* (1) Per cavi  $\varnothing \leq 7.0$  mm si consiglia l'utilizzo dell'accessorio codice 6000347LA. *For cable  $\varnothing \leq 7.0$  mm it is recommended to use the accessory code 6000347LA.*









 Eventuali modifiche e migliorie sui dati tecnici o sul prodotto potranno essere effettuate senza preavviso.  
 All technical data or other eventual product modifications and improvements can be carried out without notice.

# TH387

MINI-CONNETTORE PRESA-SPINA PROTETTO IP68. 2-3-4-5 POLI.  
IP68 HIGH PROTECTION PLUG AND SOCKET MINI-CONNECTOR. 2-3-4-5 POLES.




TH387

## Codice Order number


versione version	bussola contact terminal	n. poli n. poles	pz/imb pcs/box	codice order number
<b>PLUG</b> 		2	200	THB.387.A2A
		3	200	THB.387.A3A
		4	200	THB.387.A4A
		5	200	THB.387.A5A
		<b>POWER SOCKET</b> 		2
3	200	THB.387.B3A		
4	200	THB.387.B4A		
5	200	THB.387.B5A		
Le versioni 2-3-4 poli sono disponibili con terminali a perforazione di isolante 2-3-4 poles versions are available with piercing clip terminal blocks				200
<b>Note:</b>   Bussole con vite. Per sezioni cavo < 1.0 mm <sup>2</sup> si consiglia l'utilizzo del puntalino. <i>Contact screw terminals. For cable section &lt; 1.0 mm<sup>2</sup> we suggest to use a cable tip.</i>   Bussola a perforazione max 1.5 mm <sup>2</sup> . <i>Piercing clip terminal max 1.5 mm<sup>2</sup>.</i> (2) Simbologia differente su richiesta. <i>Different markings on request.</i>				

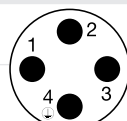
## Varianti Options

**Pin Crimp (10A)** Disponibili solo per versioni 2-3-4 poli. *Available only for 2-3-4 poles versions.*

versione version	n. poli n. poles	pin crimp	pz/imb pcs/box	codice order number
<b>PLUG</b>	x		200	THF.387.A4A
<b>POWER SOCKET</b> 	x		200	THF.387.B4A

## Simbologia Markings

versione version	n. poli n. poles	pz/imb pcs/box	codice order number
<b>PLUG</b>	x	200	THB.387.AxE
<b>POWER SOCKET</b> 	x	200	THB.387.BxE


 Con contatto e simbolo di terra.  
 With ground insert and marking.














# TH387

MINI-CONNETTORE PRESA-SPINA PROTETTO IP68. 2-3-4-5 POLI.  
IP68 HIGH PROTECTION PLUG AND SOCKET MINI-CONNECTOR. 2-3-4-5 POLES.

TH387

## Codice Order number

### Installazione a parete M25 Panel-mounting installation M25

versione version	bussola contact terminal	n. poli n. poles	pz/imb pcs/box	codice order number	
<b>PLUG</b> 		2	200	THB.387.C2A	
		3	200	THB.387.C3A	
		4	200	THB.387.C4A	
		5	200	THB.387.C5A	
		<b>POWER SOCKET</b> 		2	200
3	200			THB.387.D3A	
4	200			THB.387.D4A	
5	200			THB.387.D5A	
<b>PLUG</b> 				2	200
		3	200	THB.387.E3A	
		4	200	THB.387.E4A	
		5	200	THB.387.E5A	
		<b>POWER SOCKET</b> 		2	200
3	200			THB.387.F3A	
4	200			THB.387.F4A	
5	200			THB.387.F5A	
Le versioni 2-3-4 poli sono disponibili con terminali a perforazione di isolante 2-3-4 poles versions are available with piercing clip terminal blocks					200
<b>Note:</b>   Bussole con vite. Per sezioni cavo < 1.0 mm <sup>2</sup> si consiglia l'utilizzo del puntalino. <i>Contact screw terminals. For cable section &lt; 1.0 mm<sup>2</sup> we suggest to use a cable tip.</i>   Bussola a perforazione max 1.5 mm <sup>2</sup> . <i>Piercing clip terminal max 1.5 mm<sup>2</sup>.</i> (2) Simbologia differente su richiesta. <i>Different markings on request.</i>					

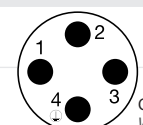
## Varianti Options

**Pin Crimp (10A)** Disponibili solo per versioni 2-3-4 poli. *Available only for 2-3-4 poles versions.*

versione version	n. poli n. poles	pin crimp	pz/imb pcs/box	codice order number
<b>PLUG</b>	x		200	THF.387.x4A
<b>POWER SOCKET</b>	x		200	THF.387.x4A

## Simbologia Markings

versione version	n. poli n. poles	pz/imb pcs/box	codice order number
<b>PLUG</b>	x	200	THB.387.xxE
<b>POWER SOCKET</b>	x	200	THB.387.xxE


 Con contatto e simbolo di terra.  
 With ground insert and marking.

Eventuali modifiche e migliorie sui dati tecnici o sul prodotto potranno essere effettuate senza preavviso.  
 All technical data or other eventual product modifications and improvements can be carried out without notice.

# TH387






MINI-CONNETTORE PRESA-SPINA PROTETTO IP68. 2-3-4-5 POLI.  
IP68 HIGH PROTECTION PLUG AND SOCKET MINI-CONNECTOR. 2-3-4-5 POLES.

TH387

## Codice Order number





### Installazione a parete M20\* Panel-mounting installation M20\*

\* Installazione solo su supporto plastico o con bassa tensione. Only for mounting on plastic support or with low voltage.

versione version	bussola contact terminal	n. poli n. poles	pz/imb pcs/box	codice order number
<b>PLUG</b> 		2	200	THB.387.L2A
		3	200	THB.387.L3A
		4	200	THB.387.L4A
		5	200	THB.387.L5A
		<b>POWER SOCKET</b> 		2
3	200			THB.387.M3A
4	200			THB.387.M4A
5	200			THB.387.M5A
				200

Viti e dado di fissaggio da ordinare a parte  
Fixing screws or nut to be ordered separately

Le versioni 2-3-4 poli sono disponibili con terminali a perforazione di isolante  
2-3-4 poles versions are available with piercing clip terminal blocks


Note:   Bussole con vite. Per sezioni cavo < 1.0 mm<sup>2</sup> si consiglia l'utilizzo del puntalino. Contact screw terminals. For cable section < 1.0 mm<sup>2</sup> we suggest to use a cable tip.  
  Bussola a perforazione max 1.5 mm<sup>2</sup>. Piercing clip terminal max 1.5 mm<sup>2</sup>.  
(2) Simbologia differente su richiesta. Different markings on request.

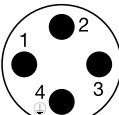
## Varianti Options

### Pin Crimp (10A) Disponibili solo per versioni 2-3-4 poli. Available only for 2-3-4 poles versions.

versione version	n. poli n. poles	pin crimp	pz/imb pcs/box	codice order number
<b>PLUG</b>	x		200	THF.387.x4A
<b>POWER SOCKET</b> 	x		200	THF.387.x4A

## Simbologia Markings

versione version	n. poli n. poles	pz/imb pcs/box	codice order number
<b>PLUG</b>	x	200	THB.387.xxE
<b>POWER SOCKET</b> 	x	200	THB.387.xxE

 Con contatto e simbolo di terra.  
With ground insert and marking.



Cavo co-stampato disponibile su richiesta.  
Over-moulded cable available upon customer request.





Versione resinata con cavo su richiesta.  
Available with cables and resined.

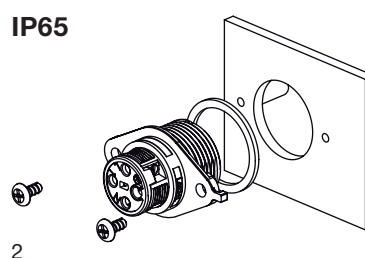
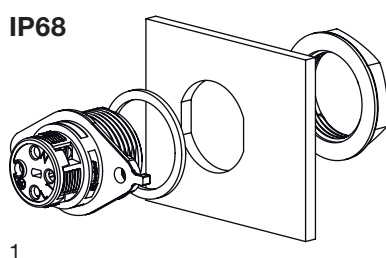
Eventuali modifiche e migliorie sui dati tecnici o sul prodotto potranno essere effettuate senza preavviso.  
All technical data or other eventual product modifications and improvements can be carried out without notice.

## Accessori da ordinare separatamente *Accessories must be ordered separately*

### Altri accessori *Other accessories (only for THB.391.Cxx / THB.391.Sxx)*

versione <i>version</i>	codice <i>order number</i>	descrizione <i>description</i>
	6000212CC	dado nero per fissaggio a parete (figura 1) <i>black nut for panel-mounting installation (figure 1)</i>
	601000600	vite per fissaggio a parete (figura 2) <i>screws for panel-mounting installation (figure 2)</i>

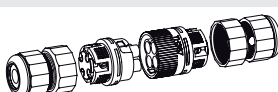

**Note:** Quantità minima ordinabile 200 pezzi. *Minimum order quantity 200 pieces.*



### Colore *Colour* Contatta il Servizio Clienti per maggiori informazioni. *Contact our Customer Service for availability.*

versione <i>version</i>	codice <i>order number</i>
<input checked="" type="checkbox"/> grigio grey RAL 7035	THx.387.xxx.CG
<input type="checkbox"/> altri colori <i>other colours</i>	THx.387.xxx.CX

### Kit di fornitura *Purchasing kit*

versione <i>version</i>	misure imballaggio <i>box dimensions</i>	contenuto <i>contents</i>	pz/imb <i>pcs/box</i>	codice <i>order number</i>
kit non assemblato <i>unassembled kit</i>	C02 (400x160x205 mm)		200	THx.387.x4A
kit imbustato <i>retail pack kit</i> Consulta il catalogo Rivenditori. <i>See the Retailers catalogue.</i>	--		--	THx.387.xxx.R
versione speciale <i>custom version</i>	*	*	*	THx.387.xxx.K





**Note:** Per maggiori informazioni sulle istruzioni di assemblaggio consulta [www.techno.it](http://www.techno.it).  
*For more information about assembling instructions see [www.techno.it](http://www.techno.it).*

## Accessori Accessories



### Gommini e riduzioni Grommets and reductions

versione version	codice order number	colore colour	Ø min-max cavo Ø cable min-max	note notes	pz/imb pcs/box
	6000338GT	verde green	foro cieco blind grommet		200
	6000377GT	verde green	2.5 mm - 4.5 mm	1 foro 3.5 mm 1 hole	200
	6000339GT	verde green	5.0 mm - 7.0 mm	1 foro 5.5 mm 1 hole	200
	6000340GT	verde green	2.5 mm - 4.5 mm	2 fori 3.5 mm 2 holes	200
	6000341GT	verde green	4.5 mm - 6.0 mm	2 fori max 5.5 mm 2 holes	200
	6000342GT	verde green	2.5 mm - 4.5 mm	3 fori 3.5 mm 3 holes	200
	6000343GT	verde green	2.5 mm - 4.0 mm	4 fori 3.5 mm 4 holes	200
	6000365GT	verde green	asola 11.0 mm x 5.5 mm slot 11.0 mm x 5.5 mm		200
 <sup>(1)</sup>	6000347LA	naturale natural	riduzione consigliata per cavi in silicone-gomma e cavi Ø 6.0 ÷ 7.0 mm cable reduction suggested for silicon-rubber and Ø 6.0 ÷ 7.0 mm cables		200
 <sup>(1)</sup>	6000346LA	naturale natural	foro cieco blind reduction		200

### Dadi Lock nuts

versione version	codice order number	colore colour		
	6DB02180C	nero black	tappo IP68 di chiusura per THx.387.Dxx closure cap for THx.387.Dxx	200
	6DB02180E	grigio RAL7035 grey RAL7035		
	6DB023500	verde green	tappo IP65 di chiusura per THx.387.Cxx closure cap for THx.387.Cxx	200
	6DB023400	nero black	tappo IP68 di chiusura per THB.387.xxx / THx.387.Fxx / THx.387.Mxx closure cap for THx.387.Bxx / THx.387.Fxx / THx.387.Mxx	200
	6DB02340E	grigio RAL7035 grey RAL7035		
	6DB021900	verde green	tappo IP65 di chiusura per THx.387.Axx / THx.387.Exx / THx.387.Lxx closure cap for THx.387.Axx / THx.387.Exx / THx.387.Lxx	200

### Altri accessori Other accessories


versione version	codice order number	colore colour	descrizione description	
	6000302CC	nero black	supporto per connettori panel mounting clip	200
	6000302CE	grigio RAL7035 grey RAL7035		
	6000337BC	nero black	chiave calibrata per il fissaggio del cavo special tool to fix the cable	100

(1) Utilizzabile con doppio gommino fornito nel prodotto standard. To be used with the double-grommet supplied with the standard product version.


## Caratteristiche e vantaggi Features and benefits



**Design compatto.** Connettore di piccole dimensioni per applicazioni in spazi ridotti.  
**Compact design.** Mini-connector for use in tight spaces.



**Installazioni rapide.** Il cablaggio a perforazione di isolante consente una sicura e veloce installazione.  
**Cost effective.** Quick installation.  
The piercing clip wiring system ensures safe and fast installations.



**Sicurezza.** Con l'accessorio di chiusura si assicura la corretta installazione del prodotto per una protezione totale IP68.  
**Safety.** The special tool ensures the correct installation of the product for a maxim protection IP68.



**Alta protezione.** Connessioni possibili con massimo grado di protezione IP68, resistenti ad acqua e polveri.  
**High protection.** Possible connections with the highest degree of protection IP68, resistant to water and dust.



**Massima versatilità.** Molteplici utilizzi e versioni del connettore TH387.  
**Maximum versatility.** Many versions and applications for the TH387 connector.



**Massima versatilità.** Molteplici utilizzi e versioni del connettore TH387.  
**Maximum versatility.** Many versions and applications for the TH387 connector.



**Massima versatilità.** Molteplici utilizzi e versioni del connettore TH387.  
**Maximum versatility.** Many versions and applications for the TH387 connector.



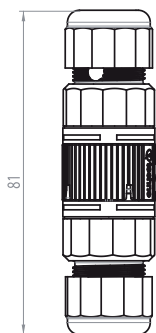
**Massima versatilità.** Molteplici utilizzi e versioni del connettore TH387.  
**Maximum versatility.** Many versions and applications for the TH387 connector.

# TH387

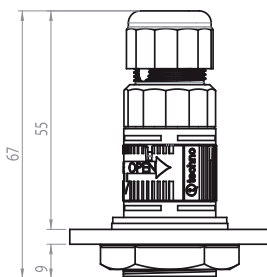
MINI-CONNETTORE PRESA-SPINA PROTETTO IP68. 2-3-4-5 POLI.  
IP68 HIGH PROTECTION PLUG AND SOCKET MINI-CONNECTOR. 2-3-4-5 POLES.

TH387


## Dimensioni *Dimensions*



THx.387.Axx  
THx.387.Bxx



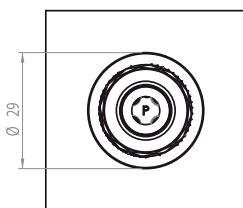
THx.387.Exx  
THx.387.Fxx



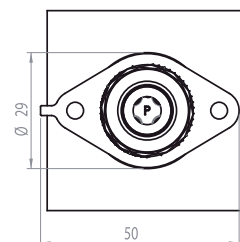
THx.387.Cxx  
THx.387.Dxx



Ø 23



Ø 29



Ø 29

50